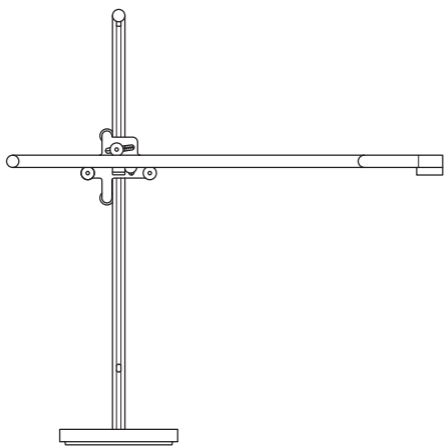


dyson csys

Operating Manual



CD03

Contents

Getting started

- 4 Registration
- 6 Important safety instructions
- 10 Assembly
- 12 Controls

Additional information

- 14 Disposal
- 14 Terms and conditions of the Dyson 5 year guarantee
- 15 Important data protection information
- 16 Important information

Registration

After registering your 5 year guarantee, your Dyson light will be covered for parts and labour for 5 years from the date of purchase, subject to the terms of the guarantee.

If you have any questions about your Dyson light, call the Dyson Helpline with your serial number and details of where and when you bought the light.

Most questions can be solved over the phone by one of our trained Dyson Helpline staff.

Your serial number can be found on the base of the light.

Visit www.dyson.co.uk/support (UK) or www.dyson.ie/support (ROI) for online help, support videos, general tips and useful information about Dyson.

Note your serial number here for future reference.

This illustration is for example purposes only.





Register online

Visit our website to register your full parts and labour guarantee online.

www.dyson.co.uk/register

www.dyson.ie/register



Register by phone

Call our dedicated Helpline.

Open Monday to Friday 8am-6pm.

UK: (+44) 0800 345 7788

ROI: (+44) 0800 345 7788

IMPORTANT SAFETY INSTRUCTIONS

BEFORE USING THIS LIGHT READ ALL INSTRUCTIONS AND CAUTIONARY MARKINGS IN THIS MANUAL AND ON THE LIGHT

When using any electrical appliance, basic precautions should always be followed, including the following:

WARNING

These warnings apply to the light, and also where applicable to chargers or mains adaptors.

TO REDUCE THE RISK OF FIRE, ELECTRIC SHOCK, OR INJURY:

1. This Dyson light can be used by persons with reduced physical, sensory or reasoning capabilities, or lack of experience and knowledge, only if they have been given supervision or instruction by a responsible person concerning use of the light in a safe way and understand the hazards involved. Cleaning and maintenance shall not be performed by children.
2. Do not allow to be used as a toy. Close attention is necessary when the light is used near children.
3. Ensure light is fully assembled in line with the instructions before use.
4. Suitable for indoor use only 0°C (32°F) – 40°C (104°F).
5. Use only as described in the Dyson User manual. Do not carry out any maintenance other than that advised by the Dyson Helpline.

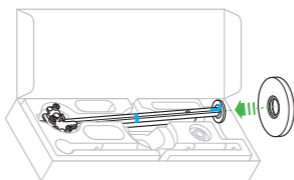
6. If the light is not working as it should, has received a sharp blow, has been dropped, damaged, left outdoors, or dropped into water, do not use and contact the Dyson Helpline.
7. If a service or repair is needed, contact the Dyson Helpline so we can discuss the available options. Do not disassemble the light as incorrect reassembly may result in an electric shock or fire.
8. Do not handle any part of the light, cable or plug with wet hands.
9. Do not use with a damaged cable or plug. If the supply cable is damaged it must be replaced by Dyson, its service agent or similarly qualified persons in order to avoid a hazard.
10. Do not stretch the cable or place the cable under strain. Keep cable away from heated surfaces.
11. Do not route the cable under furniture or appliances. Do not cover cable with throw rugs, runners or similar coverings. Arrange cable away from traffic area and where it will not be tripped over.
12. Do not unplug by pulling on the cable. To unplug, grasp the plug, not the cable. Do not use with an extension lead.
13. Turn off all controls before unplugging. Unplug from the socket when not in use for extended periods. To avoid a tripping hazard, safely coil the cable.
14. Do not use near furnaces, fireplaces, stoves or other high temperature heat sources.

15. The light source is not replaceable; when the light source reaches its end of life, the whole light shall be replaced. End of life replacement is not covered under the guarantee.
16. Do not place anything directly on the light source/lens as this can cause overheating damage and void the guarantee.

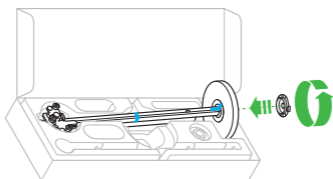
**READ AND
SAVE THESE
INSTRUCTIONS**

Assembly

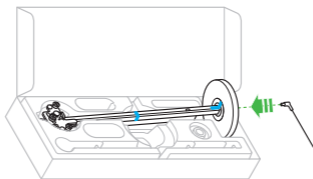
1



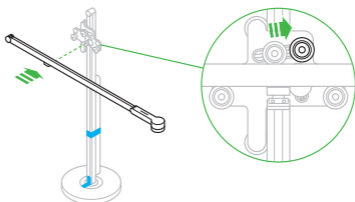
2



3

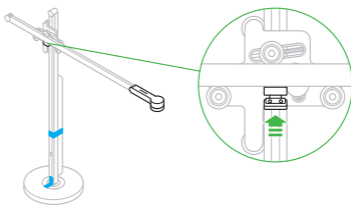


4

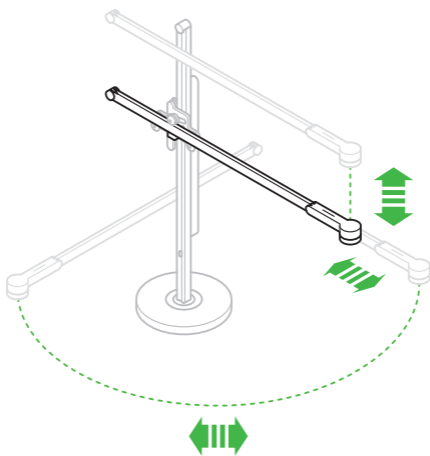
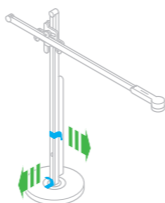


It is important that the light is assembled in the box as shown.
Do not remove the transit tape until the light is fully assembled.

5

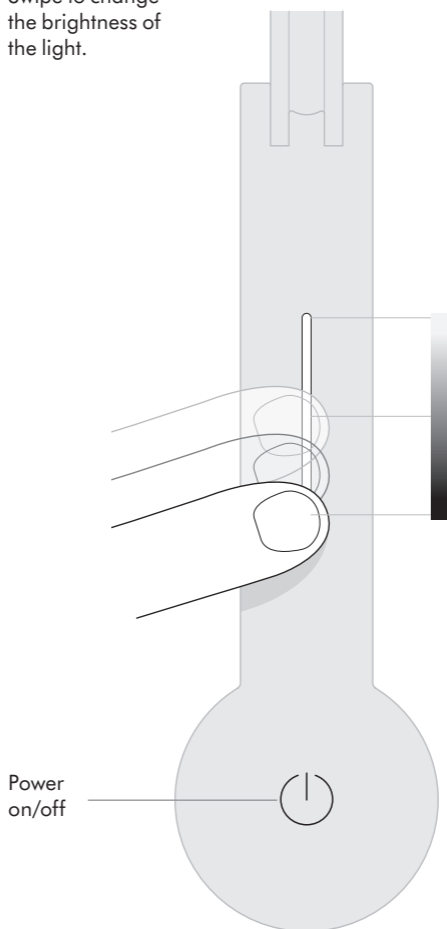


6

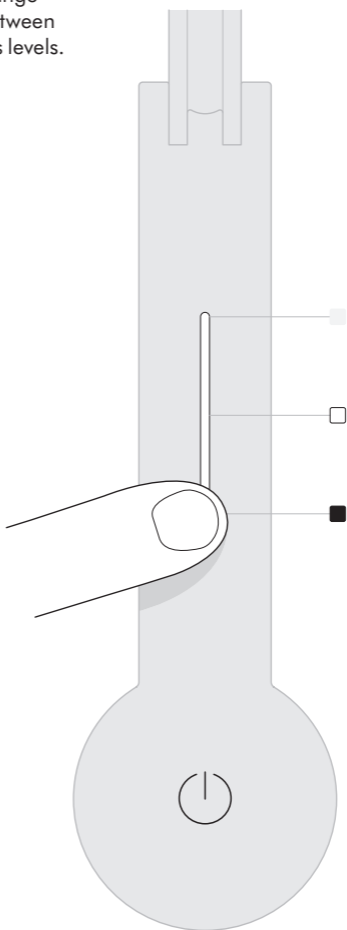


Controls

Swipe to change the brightness of the light.



Tap to change quickly between brightness levels.



Additional information

DISPOSAL

- Dyson products are made from high grade recyclable materials. Recycle where possible.
- Dispose in accordance with local ordinances or regulations.



This marking indicates that this product should not be disposed with other household wastes throughout the EU. To prevent possible harm to the environment or human health from uncontrolled waste disposal, recycle it responsibly to promote the sustainable reuse of material resources. To return your used device, please use the return and collection systems or contact the retailer where the product was purchased. They can take this product for environmentally safe recycling.

LIMITED 5 YEAR GUARANTEE TERMS AND CONDITIONS OF THE DYSON 5 YEAR LIMITED GUARANTEE.

WHAT IS COVERED

- The repair or replacement of your Dyson light (at Dyson's discretion) if it is found to be defective due to faulty materials, workmanship or function within 5 years of purchase or delivery (if any part is no longer available or out of manufacture Dyson will replace it with a functional replacement part).
- Where this light is sold outside of the EU, this guarantee will only be valid if the light is used in the country in which it was sold.
- Where this light is sold within the EU, this guarantee will only be valid (i) if the light is used in the country in which it was sold or (ii) if the light is used in Austria, Belgium, France, Germany, Ireland, Italy, Netherlands, Spain or the United Kingdom and the same model as this light is sold at the same voltage rating in the relevant country.

WHAT IS NOT COVERED

Dyson does not guarantee the repair or replacement of a light where a defect is the result of:

- Damage caused by not carrying out any recommended maintenance of the light.
 - Accidental damage, faults caused by negligent use or care, misuse, neglect, carelessness, operation or handling of the light which is not in accordance with the Dyson Operating Manual.
 - Use of the light for anything other than the use it is designed for.
 - Use of parts not assembled or installed in accordance with the instructions of Dyson.
 - Use of parts and accessories which are not genuine Dyson components.
 - Faulty installation (except where installed by Dyson).
 - Repairs or alterations carried out by parties other than Dyson or its authorised agents.
 - Normal wear and tear (e.g. fuse etc.).
- If you are in any doubt as to what is covered by your guarantee, please contact the Dyson Helpline.

SUMMARY OF COVER

- The guarantee becomes effective from the date of purchase (or the date of delivery if this is later).
- You must provide proof of (both the original and any subsequent) delivery/purchase before any work can be carried out on your Dyson light. Without this proof, any work carried out will be chargeable. Keep your receipt or delivery note.
- All work will be carried out by Dyson or its authorised agents.
- Any parts which are replaced by Dyson will become the property of Dyson.
- The repair or replacement of your Dyson light under guarantee will not extend the period of guarantee.
- The guarantee provides benefits which are additional to and do not affect your statutory rights as a consumer.

IMPORTANT DATA PROTECTION INFORMATION

WHEN REGISTERING YOUR DYSON LIGHT:

You will need to provide us with basic contact information to register your product and enable us to support your guarantee.

- When you register, you will have the opportunity to choose whether you would like to receive communications from us. If you opt-in to communications from Dyson, we will send you details of special offers and news of our latest innovations. We never sell your information to third parties and only use information that you share with us as defined by our privacy policies which are available on our website at privacy.dyson.com

IMPORTANT INFORMATION

- If your light needs servicing, please call the Dyson Helpline or visit the website at www.dyson.co.uk or www.dyson.ie
- To clean, use a soft, dry, lint free cloth to wipe all over the light.

Dyson customer care

If you have a question about your Dyson light, call the Dyson Helpline with your serial number and details of where and when you bought the light, or contact us via the Dyson website.

Dyson contact details

UK:

Website: www.dyson.co.uk

(+44) 0800 345 7788

askdyson@dyson.co.uk

Dyson Technology Limited, Tetbury Hill,
Malmesbury, Wiltshire, SN16 0RP

ROI:

Website: www.dyson.ie

(+44) 0800 345 7788

askdyson@dyson.ie

Dyson Technology Limited, Tetbury Hill,
Malmesbury, Wiltshire, SN16 0RP

www.dyson.co.uk
www.dyson.ie